

Crochet Along

by Stylecraft

ALTERNATIVE COLOURWAY USING STYLECRAFT SPECIAL DK YARN

Carousel Blanket

Designed by Sue Pinner

Crochet Along*

















Enjoy all the fun of the fair with Stylecraft's NEW Carousel Crochet Along starting on 13th September 2016. Designed by Sue Pinner, the Carousel Blanket has been inspired by fairgrounds, carousels and the circus. It is a geometric feast for the eyes with an interesting selection of intricate shapes including octagons, pentagons and elongated hexagons.

The project is aimed at those looking to improve their skills rather than complete beginners.













Published in **6 instalments** over 3 months all the patterns will be available to **download free** from www.stylecraft-yarns.co.uk and you can share your progress with us on Facebook. The Carousel CAL will be available in both Special DK and Stylecraft's new yarn Batik for a more vintage look.



The number of Special DK 100g balls required and the colours used:

			
1724 Parma Violet 1 ball	1005 Cream 1 ball	1390 Clematis 1 ball	1084 Magenta 1 ball
			
1827 Fuchsia Purple 1 ball	1246 Lipstick 2 balls	1711 Spice 1 ball	1263 Citron 1 ball
			
1823 Mustard 1 ball	1822 Pistachio 1 ball	1821 Grass Green 1 ball	1422 Aspen 1 ball
			
1820 Duck Egg 1 ball	1068 Turquoise 1 ball	1003 Aster 1 ball	1188 Lavender 1 ball

The number of Batik 50g balls required and the colours used:

			
1915 Graphite 1 ball	1900 Cream 2 balls	1906 Heather 1 ball	1907 Plum 2 balls
			
1905 Raspberry 2 balls	1904 Cherry 3 balls	1903 Coral 2 balls	1901 Biscuit 2 balls
			
1902 Old Gold 2 balls	1910 Pistachio 2 balls	1911 Olive 2 balls	1908 Sage 2 balls
			
1913 Storm 2 balls	1909 Teal 2 balls	1914 Indigo 2 balls	1912 Violet 1 ball

You will also need the following equipment:

4mm crochet hook, small locking stitch markers, knitter's sewing needle, sharp pair of scissors, tape measure, project bag/basket