



US Terms

Crochet Along

Stylecraft



Sunstar Blanket

Part 2

Crochet Along*

My Sun & Stars – Design & colorway by Jo Smith:

1 x 50g ball in each of the following yarns and shades:



1904
A Batik DK
Cherry



1903
E Batik DK
Coral

2 x 50g ball in each of the following yarns and shades:



1909
K Batik DK
Teal

1 x 100g ball in each of the following yarns and shades:




2417
B Life DK
Lily




2394
C Life DK
Dafodil



2359
D Life DK
Melon




2357
F Life DK
Aqua



2323
I Life DK
Charcoal



2305
J Life DK
Cream



2416
L Life DK
Teal

2 x 100g ball in each of the following yarns and shades:



2447
G Life DK
French Blue



2495
H Life DK
Deep Purple

My Vintage – Design & colorway by Jo Smith:

1 x 50g ball in each of the following yarns and shades:




1905
A Batik DK
Raspberry

2 x 50g ball in each of the following yarns and shades:



1907
B Batik DK
Plum



1910
K Batik DK
Pistachio

3 x 50g ball in each of the following yarns and shades:




1933
G Batik Elements DK
Krypton

1 x 100g ball in each of the following yarns and shades:




2319
C Life DK
Cranberry




2306
D Life DK
Cardinal



2344
E Life DK
Fuchsia




2356
F Life DK
Zing



2323
I Life DK
Charcoal




2305
J Life DK
Cream



2311
L Life DK
Fern

2 x 100g ball in each of the following yarns and shades:



2342
H Life DK
Mint

Crochet Along*

My Country Garden – alternative edging & colorway by Heather Leal

1 x 100g ball in each of the following yarns and shades:



1067

A Special DK
Grape




1277

B Special DK
Violet



1023

C Special DK
Raspberry



1188

D Special DK
Lavender




1080

E Special DK
Pale Rose



1834

F Special DK
Lincoln




1820

H Special DK
Duck Egg




1843

I Special DK
Powder Pink



1725

J Special DK
Sage



1724


K Special DK
Parma Violet



1390

L Special DK
Clematis

2 x 100g ball in each of the following yarns and shades:



1722

G Special DK
Storm Blue

EQUIPMENT

US G/6 (4mm, UK 8) crochet hook

Tapestry needle

Scissors

Tape measure

MEASUREMENT

4in/10cm square

ABBREVIATIONS

beg	beginning	rem	remain(ing)
ch	chain	rep	repeat
cm	centimetre(s)	RS	right side
cont	continue	sc	single crochet
dc	double crochet	sl st	slip stitch
g	grammes	sp(s)	space(s)
hdc	half double crochet	st(s)	stitch(es)
in	inches	tr	treble
mm	millimeter(s)	WS	wrong side

NOTES:

The yarn amounts stated are based on average requirements and are therefore approximate.

The step by step photos in this pattern show the My Country Garden colorway. To work your chosen color way just follow the letters indicated in your color recipe.

Crochet Along*

Part 2



Crochet Along*

PART 2

For this part we will work in rounds around your piece from part 1.

Round 1 (RS): Using A rejoin in ch-2 sp at any corner, then work 1dc in each st and work (2dc, ch2, 2dc) in each corner, making first dc as ch3. 152 sts not including ch-2 sp at corners.



Round 2: Using I work ch3 & 1dc in ch-2 sp, change to J, ch2, 2dc in same ch-2 sp, 1dc in next dc, (using I work 1dc in each of next 3dc, using J work 1dc in each of next 3dc) 6 times, using I 1dc in next dc, *using I work 2dc in ch-2 sp, change to J, ch2, 2dc in same ch-2 sp, 1dc in next dc, (using I work 1dc in each of next 3dc, using J work 1dc in each of next 3dc) 6 times, using I 1dc in next dc, rep from * to end, sl st to top of first ch-3. 168 sts not including ch-2 sp at corners.



Round 3: Using B (ch3, 2dc, ch2, 3dc) in ch-2 sp, (skip 2dc, 3dc in next dc) 13 times, skip 3dc, *(3dc, ch2, 3dc) in next ch-2 sp, (skip 2dc, 3dc in next dc) 13 times, skip 3dc, rep from * to end, sl st to top of ch-3 at beg of round. 180 sts not including ch-2 sp at corners.



Round 4: Using C (ch3, 2dc, ch2, 3dc) in ch-2 sp, (skip 2dc, 3dc in next dc) 14 times, skip 3dc, *(3dc, ch2, 3dc) in next ch-2 sp, (skip 2dc, 3dc in next dc) 14 times, skip 3dc, rep from * to end, sl st to top of ch-3 at beg of round. 192 sts not including ch-2 sp at corners.



Round 5: Using D (ch3, 1dc, ch2, 2dc) in ch-2 sp, skip 1dc, 1dc in each dc to next ch-2 sp, *(2dc, ch2, 2dc) in ch-2 sp, skip 1dc, 1dc in each dc to next ch-2 sp, repeat from * to end, sl st to top of first ch-3. 204 sts not including ch-2 sp at corners.



Round 6: Using E work as round 5. 216 sts not including ch-2 sp at corners.

Round 7: Using J (ch3, 2dc, ch2, 3dc) in ch-2 sp, (skip 2dc, 3dc in next dc) 17 times, skip 3dc, *(3dc, ch2, 3dc) in next ch-2 sp, (skip 2dc, 3dc in next dc) 17 times, skip 3dc, rep from * to end, sl st to top of ch-3 at beg of round. 228sts not including ch-2 sp at corners.

Round 8: Using I (ch3, 1dc, ch2, 2dc) in ch-2 sp, 1dc in each dc to next ch-2 sp, *(2dc, ch2, 2dc) in ch-2 sp, 1dc in each dc to next ch-2 sp, repeat from * to end, sl st to top of first ch-3. 244 sts not including ch-2 sp at corners. Fasten off.



Tip: Don't forget to sew in your ends as you go!