



UK Terms

# Crochet Along

Stylecraft



## Sunstar Blanket

Part 2

# Crochet Along\*

## My Sun & Stars – Design & colourway by Jo Smith:

1 x 50g ball in each of the following yarns and shades:



1904  
A Batik DK  
Cherry



1903  
E Batik DK  
Coral

2 x 50g ball in each of the following yarns and shades:



1909  
K Batik DK  
Teal

1 x 100g ball in each of the following yarns and shades:



2417  
B Life DK  
Lily




2394  
C Life DK  
Dafodil



2359  
D Life DK  
Melon




2357  
F Life DK  
Aqua



2323  
I Life DK  
Charcoal



2305  
J Life DK  
Cream



2416  
L Life DK  
Teal

2 x 100g ball in each of the following yarns and shades:



2447  
G Life DK  
French Blue



2495  
H Life DK  
Deep Purple

## My Vintage – Design & colourway by Jo Smith:

1 x 50g ball in each of the following yarns and shades:




1905  
A Batik DK  
Raspberry

2 x 50g ball in each of the following yarns and shades:



1907  
B Batik DK  
Plum



1910  
K Batik DK  
Pistachio

3 x 50g ball in each of the following yarns and shades:




1933  
G Batik Elements DK  
Krypton

1 x 100g ball in each of the following yarns and shades:




2319  
C Life DK  
Cranberry




2306  
D Life DK  
Cardinal



2344  
E Life DK  
Fuchsia




2356  
F Life DK  
Zing



2323  
I Life DK  
Charcoal




2305  
J Life DK  
Cream



2311  
L Life DK  
Fern

2 x 100g ball in each of the following yarns and shades:



2342  
H Life DK  
Mint

# Crochet Along\*

## My Country Garden – alternative edging & colourway by Heather Leal

1 x 100g ball in each of the following yarns and shades:



1067

**A** Special DK  
Grape




1277

**B** Special DK  
Violet




1023

**C** Special DK  
Raspberry



1188

**D** Special DK  
Lavender




1080

**E** Special DK  
Pale Rose



1834

**F** Special DK  
Lincoln




1820

**H** Special DK  
Duck Egg




1843

**I** Special DK  
Powder Pink



1725

**J** Special DK  
Sage



1724


**K** Special DK  
Parma Violet



1390

**L** Special DK  
Clematis

2 x 100g ball in each of the following yarns and shades:



1722

**G** Special DK  
Storm Blue

### EQUIPMENT

- 4mm (UK 8, US G/6) crochet hook
- Tapestry needle
- Scissors
- Tape measure

### MEASUREMENT

4in/10cm square

### ABBREVIATIONS

<b>beg</b>	beginning	<b>mm</b>	millimeter(s)
<b>ch</b>	chain	<b>rem</b>	remain(ing)
<b>cm</b>	centimetre(s)	<b>rep</b>	repeat
<b>cont</b>	continue	<b>RS</b>	right side
<b>dc</b>	double crochet	<b>sl st</b>	slip stitch
<b>dtr</b>	double treble	<b>sp(s)</b>	space(s)
<b>g</b>	grammes	<b>st(s)</b>	stitch(es)
<b>htr</b>	half treble	<b>tr</b>	treble
<b>in</b>	inches	<b>WS</b>	wrong side

### NOTES:

The yarn amounts stated are based on average requirements and are therefore approximate.

The step by step photos in this pattern show the My Country Garden colourway. To work your chosen colour way just follow the letters indicated in your colour recipe.

# Crochet Along\*

## Part 2



# Crochet Along\*

## PART 2

For this part we will work in rounds around your piece from part 1.

**Round 1 (RS):** Using A rejoin in 2ch sp at any corner, then work 1tr in each st and work (2tr, 2ch, 2tr) in each corner, making first tr as 3ch. 152 sts not including 2ch sp at corners.



**Round 2:** Using I work 3ch & 1tr in 2ch sp, change to J, 2ch, 2tr in same 2ch sp, 1tr in next tr, (using I 1tr in each of next 3tr, using J work 1tr in each of next 3tr) 6 times, using I 1tr in next tr, \*using I 2tr in 2ch sp, change to J, 2ch, 2tr in same 2ch sp, 1tr in next tr, (using I 1tr in each of next 3tr, using J work 1tr in each of next 3tr) 6 times, using I 1tr in next tr, rep from \* to end, sl st to top of first 3ch. 168 sts not including 2ch sp at corners.



**Round 3:** Using B (3ch, 2tr, 2ch, 3tr) in 2ch sp, (miss 2tr, 3tr in next tr) 13 times, miss 3tr, \*(3tr, 2ch, 3tr) in next 2ch sp, (miss 2tr, 3tr in next tr) 13 times, miss 3tr, rep from \* to end, sl st to top of first 3ch. 180 sts not including 2ch sp at corners.



**Round 4:** Using C (3ch, 2tr, 2ch, 3tr) in 2ch sp, (miss 2tr, 3tr in next tr) 14 times, miss 3tr, \*(3tr, 2ch, 3tr) in next 2ch sp, (miss 2tr, 3tr in next tr) 14 times, miss 3tr, rep from \* to end, sl st to top of first 3ch. 192 sts not including 2ch sp at corners.



**Round 5:** Using D (3ch, 1tr, 2ch, 2tr) in 2ch sp, miss 1tr, 1tr in each tr to next 2ch sp, \*(2tr, 2ch, 2tr) in 2ch sp, miss 1tr, 1tr in each tr to next 2ch sp, rep from \* to end, sl st to top of first 3ch. 204 sts not including 2ch sp at corners.



**Round 6:** Using E work as round 5. 216 sts not including 2ch sp at corners.

**Round 7:** Using J work (3ch, 2tr, 2ch, 3tr) in 2ch sp, (miss 2tr, 3tr in next tr) 17 times, miss 3tr, \*(3tr, 2ch, 3tr) in next 2ch sp, (miss 2tr, 3tr in next tr) 17 times, miss 3tr, rep from \* to end, sl st to top of first 3ch. 228 sts not including 2ch sp at corners.

**Round 8:** Using I (3ch, 1tr, 2ch, 2tr) in 2ch sp, 1tr in each tr to next 2ch sp, \*(2tr, 2ch, 2tr) in 2ch sp, 1tr in each tr to next 2ch sp, rep from \* to end, sl st to top of first 3ch. 244 sts not including 2ch sp at corners. Fasten off.



**Tip:** Don't forget to sew in your ends as you go!