



Copyright: Helen Shrimpton, 2018. All rights reserved.

By: Helen at [www.crystalsandcrochet.com](http://www.crystalsandcrochet.com)

Sponsored by Stylecraft yarns



## US terms used throughout Abbreviations

St, sts	Stitch, stitches	Sc	Single crochet	Bl	Back Loop
R	Round	Hdc	Half double crochet	Fl	Front Loop
Ch	Chain	Dc	Double crochet	Bp	Back Post
Sl-st	Slip stitch	Tr	Treble crochet	Fp	Front Post
Yo	Yarn over	Dtr	Double treble crochet		

*[ ] Hints: Are typed in italics and coloured purple, they are to help and guide you and hopefully make life a little easier, especially for beginners.*

*Reference to photos is [P] with the relevant photo number*

**\*\* Repeat instructions between asterisks the amount of times specified.**  
This is normally a repeat for a complete side and will consist of multiple instructions.

**() or ( ) Repeat instructions between parentheses the amount of times specified.**  
This is a lower level repeat.

## Special Stitches

**Crossed dc:** Skip one stitch and dc in next st. Working in front of dc just made, make a dc into skipped stitch.

**Cosmic Star:** Explained in rounds 79 and 81.

76. Join with a standing dc in last st of any long side, dc in previous st making a crossed dc, [P1,2]

\***Short side:** in ch-2 corner space (2 dc, ch 2, 2 dc), [P3] (skip next st, dc in next st, dc in skipped st) [*making crossed dc*] [P4] 15 times, hdc in next 3 sts, sc in next 111 sts, hdc in next 3 sts, (skip next st, dc in next st, dc in skipped st) [*making crossed dc*] 15 times, [P5]

**Long side:** in ch-2 corner space (2 dc, ch 2, 2 dc), (skip next st, dc in next st, dc in skipped st) [*making crossed dc*] 14 times, hdc in next 3 sts, sc in next 143 sts, hdc in next 3 sts, (skip next st, dc in next st, dc in skipped st) [*making crossed dc*] 14 times. \*[P6]

Repeat from \* to \* twice, omit last crossed dc.

Join to standing dc, fasten off, and secure ends.

Stitch count: Short side: 111 sc, 6 hdc, 4 dc, 30 crossed dc, 1 ch-2 corner space.

Long side: 143 sc, 6 hdc, 4 dc, 28 crossed dc, 1 ch-2 corner space.





77. Join with a standing dc in last st of any long side, [P1]

\*Short side: in ch-2 corner space (2 dc, ch 2, 2 dc), dc in next 181 sts, [P2]


Long side: in ch-2 corner space (2 dc, ch 2, 2 dc), dc in next 209 sts. \*[P3]

Repeat from \* to \* twice, omit last dc.

Join to standing dc with a sl-st in back loop only.

Stitch count: Short side: 185 dc, 1 ch-2 corner space.

Long side: 213 dc, 1 ch-2 corner space.



78. Ch 3 [*counts as bldc*], bldc in next 2 sts, [P1]

\*Short side: in ch-2 corner space (2 dc, ch 2, 2 dc), bldc in next 185 sts,


Long side: in ch-2 corner space (2 dc, ch 2, 2 dc), bldc in next 213 sts. \*[P2,3]

Repeat from \* to \* twice, omit last 3 bldc.

Join to top of ch-3, fasten off, and secure ends.

Stitch count: Short side: 4 dc, 185 bldc, 1 ch-2 corner space.

Long side: 4 dc, 213 bldc, 1 ch-2 corner space.





**Cosmic Stars part 1:** tr5tog working 1<sup>st</sup> leg in front loop 3<sup>rd</sup> fl back from last blsc R78 [same st as 7<sup>th</sup> sc of previous repeat], 2<sup>nd</sup> leg fl 1 st forward R77, 3<sup>rd</sup> leg 2 sts forward fl R77, 4<sup>th</sup> leg 2 sts forward fl R77, 5<sup>th</sup> leg 1 st forward fl R78, ch 1 to close and form eye.

79. Join with a standing blsc in last st of any long side, [P1]

\*Short side: in ch-2 corner space (sc, ch 2, sc), blsc in next 9 sts, [P2]

(make a cosmic Star, skip next st, blsc in next 9 sts [3<sup>rd</sup> sc will fall in same st as 5<sup>th</sup> leg of Cosmic Star]) 18 times, [P3-12]

Long side: in ch-2 corner space (sc, ch 2, sc), blsc in next 8 sts,


(make a cosmic Star, skip next st, blsc in next 9 sts [3<sup>rd</sup> sc will fall in same st as 5<sup>th</sup> leg of Cosmic Star]) 20 times, make a cosmic Star, skip next st, blsc in next 8 sts. \*[P13,14]

Repeat from \* to \* twice, omit last blsc.

Join to standing blsc, fasten off, and secure ends.

Stitch count: Short side: 2 sc, 171 blsc, 18 Cosmic Stars, 1 ch-2 corner space.

Long side: 2 sc, 196 blsc, 21 Cosmic Stars, 1 ch-2 corner space.





80. Join with a standing dc in last st of any long side, [P1]

\*Short side: in ch-2 corner space (2 dc, ch 2, 2 dc), dc in next 191 sts, *ensure you do not work into EYE of Cosmic Star*, [P2,3,4]


Long side: in ch-2 corner space (2 dc, ch 2, 2 dc), dc in next 219 sts, *ensure you do not work into EYE of Cosmic Star*. \*[P5]

Repeat from \* to \* twice, omit last dc.

Join to standing dc, fasten off, and secure ends.

Stitch count: Short side: 195 dc, 1 ch-2 corner space.

Long side: 223 dc, 1 ch-2 corner space.





*Cosmic Star part 2: to complete your Cosmic Stars work tr into eye of star only.*

81. Join with a standing blsc in last st of any long side, [P1]

\*Short side: in ch-2 corner space (sc, ch 2, sc), blsc in next 10 sts, [P2]

((tr in eye of star, skip next st, blsc in next st) 3 times, blsc in next 4 sts [5 x blsc between stars]) 18 times [P3,4,5], blsc in next 5 sts,

Long side: in ch-2 corner space (sc, ch 2, sc), blsc in next 9 sts,


((tr in eye of star, skip next st, blsc in next st) 3 times, blsc in next 4 sts [5 x blsc between stars]) 21 times, blsc in next 4 sts. \*[P6,7]

Repeat from \* to \* twice, omit last blsc.

Join to standing blsc, fasten off, and secure ends.

Stitch count: Short side: 2 sc, 141 blsc, 54 tr, 1 ch-2 corner space.

Long side: 2 sc, 160 blsc, 63 tr, 1 ch-2 corner space.





82. Join with a standing dc in last st of any long side, [P1]

\***Short side:** in ch-2 corner space (2 dc, ch 2, 2 dc), dc in next 11 sts, [P2]  
((fpdc around next st, dc in next st) 3 times, dc in next 4 sts) 18 times [P3,4],  
dc in next 6 sts,

**Long side:** in ch-2 corner space (2 dc, ch 2, 2 dc), dc in next 10 sts,  
((fpdc around next st, dc in next st) 3 times, dc in next 4 sts) 21 times,  
dc in next 5 sts. \*[P5]

Repeat from \* to \* twice, omit last dc.

Join to standing dc, fasten off, and secure ends.

Stitch count: Short side: 147 dc, 54 fpdc, 1 ch-2 corner space.

Long side: 166 dc, 63 fpdc, 1 ch-2 corner space.



83. Join with a standing dc in any ch-2 corner space at the end of any long side, (dc, ch 2, 2 dc) in same space, [P1]

\***Short side:** skip next 2 sts, dc in next st [P2], dc in previous skipped st [*forming 1<sup>st</sup> crossed dc*] [P3], (skip next st, dc in next st, dc in previous skipped st) 99 times [P4], in ch-2 corner space (2 dc, ch 2, 2 dc),

**Long side:** skip next 2 sts, dc in next st, dc in previous skipped st [*forming 1<sup>st</sup> crossed dc*], (skip next st, dc in next st, dc in previous skipped st) 113 times, in ch-2 corner space (2 dc, ch 2, 2 dc). \*[P5]

Repeat from \* to \* twice, omit last corner group.

Join to standing dc, fasten off, and secure ends.

Stitch count: Short side: 4 dc, 100 crossed dc, 1 ch-2 corner space.

Long side: 4 dc, 114 crossed dc, 1 ch-2 corner space.



End part 7

Approx. size:

Double Knitting 4mm G hook:

Short side: 47 inches/119.5 cm

Long side: 55 inches/140 cm

Aran 5.5mm hook:

Short side: 59 inches/151 cm

Long side: 69.5 inches/177 cm