



US Terms

Crochet Along

Stylecraft



Outer Square

Ross Blanket - Part 3

Crochet Along*

Part 3 – Outer Square (make 8)




Special DK colours used:




1302
Denim




1005
Cream




1004
Dark Brown



1203
Silver



1722
Storm Blue



1029
Copper



1001
White



1064
Mocha



1002
Black

MEASUREMENT

20cm 8in square

ABBREVIATIONS

sl st	slip stitch	fpdc	front post double crochet
ch	chain	fptc	front post treble crochet
sc	single crochet	fpdc2tog	work front post double crochet decrease across two stitches
hdc	half-double crochet	fptc2tog	work front post treble crochet decrease across two stitches
dc	double crochet		
tc	treble crochet		
bphdc	back post half-double crochet		
bpdc	back post double crochet		

EQUIPMENT

4.5mm crochet hook
Tapestry needle
Stitch markers


NOTES:

Fastening off and dealing with yarn ends

In terms of fastening off, Catherine always uses the invisible join technique as she explains in her introduction. Catherine then sews the ends with a needle.

Crochet Along*

Part 3 – Outer Square (make 8)



Although every effort has been made to ensure that instructions are correct, Stylecraft cannot accept any liabilities. In the unlikely event that there are errors in the patterns we will work as quickly as possible to issue an addenda.

Stylecraft cannot accept responsibility for the result of using any other yarn.

Crochet Along*

METHOD

Round 1: With denim, in a magic circle ch3 (counts as one dc), dc, then (ch3, 2dc) three times. Ch3, and join with invisible join to beginning ch3. Pull the beginning yarn end tight to close the circle. Break off yarn. (8 dc, 4 ch3. 20 stitches in total)

Round 2: With cream, begin with standing dc in any ch3 space. (dc, ch2, 2dc) in same space. *fpdc around next two dc, then (2dc, ch2, 2dc) in ch3 space**. Repeat from * to ** three times, omitting final (2dc, ch2, 2dc). Join with invisible join to beginning dc. Break off yarn. (16 dc, 8 fpdc, 4 ch2. 32 stitches in total)



Round 3: With dark brown, begin with standing dc in any ch2 corner space. (dc, ch2, 2dc) in same space. *fpdc around next two stitches, dc in next two stitches, then fpdc around next two stitches. (2dc, ch2, 2dc) in corner ch2 space**. Repeat from * to ** three times, omitting final (2dc, ch2, 2dc). Join with sl st to beginning dc. (24 dc, 16 fpdc, 4 ch2. 48 stitches in total)



Round 4: Ch1, sc in the same stitch and next stitch. *(sc, ch2, sc) in ch2 space, then sc in next 10 stitches**. Repeat from * to ** three times, omitting final two sc. Join with invisible join to beginning sc. Break off yarn. (48 sc, 4 ch2. 56 stitches in total)

Round 5: With silver, begin with standing dc in any ch2 corner space. (ch2, dc) in same space. *bpdc in next three stitches. fptc around the next two fpdc from round three, and skip next two stitches. bpdc in next two stitches, then fptc around the next two fpdc from round three. Skip next two stitches, then bpdc in next three stitches. (dc, ch2, dc) in corner ch2 space**. Repeat from * to ** three times, omitting final (dc, ch2, dc). Join with invisible join to beginning dc. Break off yarn. (32 bpdc, 16 fptc, 8 dc, 4 ch2. 64 stitches in total)



Round 6: With storm blue, begin with standing dc in any ch2 corner space. (dc, ch2, 2dc) in same space. *fpdc around next stitch, then dc in next 12 stitches. fpdc around next stitch, then (2dc, ch2, 2dc) in corner ch2 space**. Repeat from * to ** three times, omitting final (2dc, ch2, 2dc). Join with invisible join to beginning dc. Break off yarn. (64 dc, 8 fpdc, 4 ch2. 80 stitches in total)

Round 7: With copper, begin with standing sc in any fpdc before ch2 corner space. Sc in next stitch. *fpte around fpdc after ch2 corner of round six. Skip next stitch, then (sc, ch2, sc) in ch2 corner space. Fptc around fpdc before ch2 corner of round six, and skip next stitch. Sc in next three stitches, fpdc around next two stitches, then sc in next six stitches. Fpdc around next two stitches, then sc in next three stitches**. Repeat from * to ** three times, omitting final two sc. Join with sl st to beginning sc. (56 sc, 8 fpte, 16 fpdc, 4 ch2. 88 stitches in total)



Make sure you start in the right stitch.

This is what your corner should look like.

Round 8: Ch1, sc in same stitch and next three stitches. *in ch2 corner space (sc, ch2, sc), then sc in next 20 stitches**. Repeat from * to ** three times, omitting final four sc. Join with invisible join to beginning sc. Break off yarn. (88 sc, 4 ch2. 96 stitches in total)

Crochet Along*

Round 9: With white, begin with standing dc in any ch2 corner space. (ch2, dc) in same space. *bpdc in next two stitches, then fptc around fptc from round seven, and skip next stitch. Bpdc in next three stitches, then fptc around the next two fpdc from round seven, and skip next two stitches. Bpdc in next six stitches, then fptc around the next two fpdc from round seven, and skip next two stitches. Bpdc in next three stitches, then fptc around fptc from round seven, and skip next stitch. Bpdc in next two stitches, then (dc, ch2, dc) in corner ch2 space**. Repeat from * to ** three times, omitting final (dc, ch2, dc). Join with invisible join to beginning dc. Break off yarn. (64 bpdc, 24 fptc, 8 dc, 4 ch2. 104 stitches in total)



Round 10: With mocha, begin with standing dc in any ch2 corner space. (dc, ch2, 2dc) in same space. *dc in next two stitches, then fptc around fptc from round nine. Skip next stitch, dc in next stitch, then fptc around the same fptc from round nine. Skip next stitch, then dc in next six stitches. Fpdc around next two stitches, then dc in next six stitches. Fptc around fptc from round nine. Skip next stitch, dc in next stitch, then fptc around the same fptc from round nine. Skip next stitch, then dc in next two. Then (2dc, ch2, 2dc) in corner ch2 space**. Repeat from * to ** three times, omitting final (2dc, ch2, 2dc). Join with invisible join to beginning dc. Break off yarn. (88 dc, 16 fptc, 8 fpdc, 4 ch2. 120 stitches in total)



Round 11: With black, begin with standing sc in any ch2 corner space. (ch2, sc) in same space. *sc in next 28 stitches, then (sc, ch2, sc) in corner ch2 space**. Repeat from * to ** three times, omitting final (sc, ch2, sc). Join with invisible join to beginning sc. Break off yarn. (120 sc, 4 ch2. 128 stitches in total)



This is what your fptc around the fpdc from round 10 should look like.

Round 12: With denim, begin with standing dc in any ch2 corner space. (ch2, dc) in same space. *bpdc in next 14 stitches, then fptc around the two fpdc from round 10. Skip next two stitches, bpdc in next 14 stitches, then (dc, ch2, dc) in corner ch2 space**. Repeat from * to ** three times, omitting final (dc, ch2, dc). Join with invisible join to beginning dc. Break off yarn. (112 bpdc, 8 fpdc, 8 dc, 4 ch2. 136 stitches in total)

Sew in all ends.