


Crochet Along

by Stylecraft



Lily Pond Cherry Blossoms

New colourway designed by Jane Crowfoot



Crochet Along*


So many people loved the original Lily Pond Blanket that we asked Jane if she had any ideas for a new version. Inspired by the colours of Japanese Cherry Blossoms and the many hues of spring flowering Magnolias, Jane has come up with a new colour variation for the Lily Pond Blanket. This time the fresh tones of Special DK in raspberry, meadow, candy floss, apricot, grape and lime are combined with cool neutrals of mocha and parchment to create a distinctive vintage look.

Below is a list of the shades and quantities required for your project along with helpful charts that show the colour order for each block. Use these charts in conjunction with the Lily Pond patterns which can be found on our website to make your blanket.

<http://www.stylecraft-yarns.co.uk/Crochet.htm>

Please scroll to the bottom of the page for these patterns.

The shades and quantities required:



1218
Parchment
3 balls



1064
Mocha
2 balls



1065
Meadow
2 balls



1080
Pale Rose
2 balls




1067
Grape
1 ball




1026
Apricot
1 ball



1712
Lime
1 ball




1023 Raspberry
1 ball



1130
Candy Floss
1 ball

Special DK is available at all good yarn shops. For your nearest stockist
telephone 01535 609798



Happy Hooking!

The Stylecraft Team

Crochet Along*



BLOCK 1 – STRIPES AND WAVES (MAKE 4)

Row	Colour
Make 86 chain	Parchment
Foundation	Parchment
1	Parchment
2	Pale Rose
3	Pale Rose
4	Meadow
5	Meadow
6	Candy Floss
7	Parchment
8	Pale Rose
9	Meadow
10	Grape
11	Parchment
12	Pale Rose
13	Meadow
14	Meadow
15	Mocha
16	Pale Rose
17	Parchment
18	Grape
19	Meadow
20	Mocha
21	Parchment



BLOCK 2 – TINY LILY (MAKE 4)

Round	Colour
Make 4 chain	Lime
1	Lime
2	Apricot
3	Parchment

4	Pale Rose
5	Parchment
6	Candy Floss
7	Meadow
8	Parchment
9	Mocha
10	Mocha

Sewing

1	Grape
2	Raspberry



BLOCK 3 – LILY BUD (MAKE 4)

Round	Colour
Make 4 chain	Lime
1	Lime
2	Apricot
3	Grape
4	Lime
5	Raspberry
6	Pale Rose
7	Parchment
8	Parchment
9	Meadow
10	Parchment
11	Mocha
12	Mocha

Crochet Along*



BLOCK 4 – BOBBLES AND PIN WHEELS (MAKE 4)

Row	Colour
Make 58 chain	Parchment
Foundation	Parchment
1	Parchment & Raspberry
2	Meadow
3	Grape
4	Mocha
5	Mocha
6	Pale Rose
7	Parchment
8	Meadow
9	Mocha
10	Grape
11	Parchment
12	Pale Rose
13	Mocha
14	Meadow
15	Parchment
16	Grape
17	Pale Rose
18	Raspberry
19	Parchment



BLOCK 5 – LILY POND FLOWER (MAKE 4)

Round	Colour
Make 4 chain	Lime
1	Lime
2	Apricot
3	Raspberry
4	Grape
5	Pale Rose

6	Pale Rose
7	Candy Floss
8	Candy Floss
9	Apricot
10	Meadow
11	Meadow
12	Parchment
13	Mocha
14	Mocha
15	Mocha
16	Mocha



BLOCK 6 – BOBBLES AND WAVY SHELLS (MAKE 4)

Row	Colour
Make 58 chain	Parchment
Foundation	Parchment
1	Parchment & Raspberry
2	Meadow
3	Grape
4	Pale Rose
5	Meadow
6	Mocha
7	Pale Rose
8	Parchment
9	Meadow
10	Grape
11	Pale Rose
12	Mocha
13	Meadow
14	Parchment
15	Pale Rose
16	Grape
17	Meadow
18	Pale Rose
19	Mocha
20	Raspberry
21	Parchment

Crochet Along*



BLOCK 7 – MEDIUM LILY FLOWER (MAKE 4)

Round	Colour
Make 4 chain	Lime
1	Lime
2	Apricot
3	Meadow
4	Raspberry
5	Grape
6	Candy Floss
7	Meadow
8	Meadow
9	Parchment
10	Parchment



BLOCK 8 – LARGE LILY FLOWER (MAKE 5)

Round	Colour
Make 4 chain	Lime
1	Lime
2	Apricot
3	Raspberry
4	Grape
5	Grape
6	Candy Floss
7	Pale Rose
8	Pale Rose
9	Apricot
10	Meadow
11	Meadow
12	Parchment
13	Parchment

EDGING

Round	Colour
1	Candy Floss
2	Lime
3	Parchment